


Inhaltsverzeichnis

Vorwort	2
Vorbemerkungen	2
Neue Wörter und Redemittel	2
Hinweise zur Ausspracheschulung	3
Weitere sprachliche Besonderheiten	3
Schwierige Arbeitsblätter / Differenzierung	3
Zusatzmaterialien	4
Literaturtipps	4
Hinweise zum Einsatz der Figuren „Hannah and Jordan“ und der Uhr	4
Spielekartei	5
Wort- und Bildkarten	7
Kopiervorlagen „Hannah and Jordan“ und „Uhr“	21
Lied: Daytime Song	22
Rap: Action rap	23
Übersicht über die Arbeitsblätter	24
Arbeitsblätter	26
Lösungen	48



name: _____

date: _____

My day

 Read the right boxes. At what time do you do these activities?


 Draw the  hands into the clocks on the left.

 Draw the activity into the first box.


 Write the times into the second box.

 Draw!


 Write!




I get up at




I go to school at



I have lunch at



I ...



I go to bed at

six o'clock quarter to ...
half past ... quarter past ...
















name: _____

date: _____

Dominoes

 Take the cards and  play dominoes.

 Say the word in English. Find the correct picture for each word.

START	plane		school uniform
	taxi		PE (Physical Education)
	English		bike
	ship		Art
	Maths		bus
	Biology		train
	helicopter		teacher
	car		END

name: _____

date: _____

After school activities



number
22

 Listen to the children on track number 22.

 Connect Hannah and Jordan with their hobbies.

