

# Inhaltsverzeichnis

<b>Vorwort</b>	<b>2</b>
<b>Vorbemerkungen</b>	<b>3</b>
Neue Wörter und Redemittel	3
Hinweise zur Ausspracheschulung	3
Weitere sprachliche Besonderheiten	3
Schwierige Stationen / Differenzierung	4
Zusatzmaterialien	4
Literaturtipps	4
Anleitungen: jumping jack	4
The clown	4
<b>Spielekartei</b>	<b>5</b>
<b>Wort- und Bildkarten</b>	<b>7</b>
<b>Kopiervorlagen: jumping jack und Kleidungsstücke</b>	<b>15</b>
The clown	17
<b>Rap: Let's dress up!</b>	<b>17</b>
<b>Lieder: Neck and shoulders, hands and arms</b>	<b>18</b>
Good morning	18
<b>Übersicht über die Arbeitsblätter</b>	<b>19</b>
<b>Arbeitsblätter</b>	<b>21</b>
<b>Lösungen</b>	<b>48</b>




name: \_\_\_\_\_

date: \_\_\_\_\_

### Crossword puzzle (2) – Clothes

Do you know all the words?

 Write them down.

Find the answer.  Write and  draw.

The crossword puzzle grid consists of the following squares:

- 1: 7 squares (horizontal)
- 2: 3 squares (horizontal)
- 3: 10 squares (horizontal)
- 4: 4 squares (horizontal)
- 5: 4 squares (horizontal)
- 6: 3 squares (horizontal)
- 7: 2 squares (horizontal)

Illustrations and their corresponding grid positions:

- T-shirt: 1
- Tank top: 4
- Shorts: 3
- Socks: 7
- Shoes: 3
- Coat: 2
- Trousers: 3
- Boots: 6
- Sneakers: 3
- Scarf: 5
- Beanie: 1
- Gloves: 1
- Underwear: 4
- Skirt: 4
- Socks: 7
- Baseball cap: 6



BVK · Nadine Uhlemann-Warzel: Body and Clothes – Arbeitsblätter für den Englischunterricht

**answer:** \_\_\_\_\_

1    2    3    4    5    6    7


name: \_\_\_\_\_

date: \_\_\_\_\_

# Men from the universe

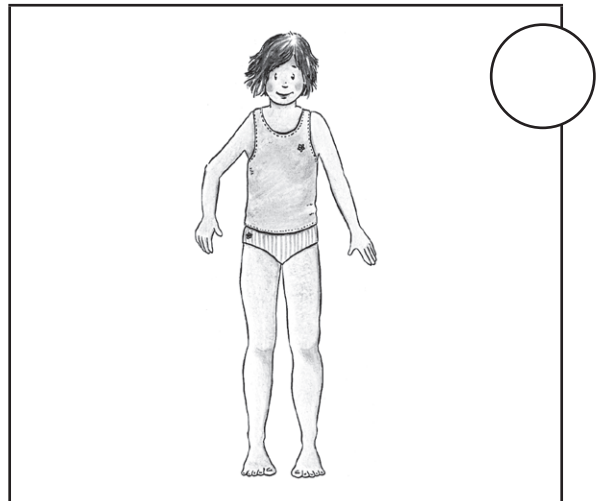







 Listen to track number 11.

 Find the correct alien.

 Number the aliens.

Check your work.



name: \_\_\_\_\_

date: \_\_\_\_\_

# Let's go shopping!



Listen to the track number 13. Who buys which clothes?

Draw lines.

Write the words down.



\_\_\_\_\_

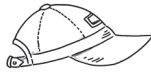

\_\_\_\_\_

\_\_\_\_\_

\_\_\_\_\_

\_\_\_\_\_


\_\_\_\_\_



\_\_\_\_\_

\_\_\_\_\_

\_\_\_\_\_



\_\_\_\_\_

\_\_\_\_\_

\_\_\_\_\_



\_\_\_\_\_

\_\_\_\_\_

\_\_\_\_\_