

## Colour the teddy bears



3


**You need: / Du brauchst:**

worksheet "Colour the teddy bears", coloured pencils, CD player

**This is how you do it: / So geht es:**

1.  **Listen to the CD.** / Höre dir die CD an.
2.  **Colour the teddy bears.**

Male die Teddybären auf dem Arbeitsblatt in den richtigen Farben an.



track 7



## Is it ...?










4

**You need: / Ihr braucht:**

coloured pencils, a piece of paper

**This is how you do it: / So geht es:**

1.  Draw a circle with a coloured pencil.  
 Male einen Kreis mit einem Buntstift auf ein Blatt Papier.
2.  Ask your partner, "**Is it ...?**" / Frage deinen Partner: „Ist das ...?“
3.  Your partner answers with "**Yes, it is ...**" or "**No, it isn't. It's ...**"  
 Dein Partner antwortet mit „Ja, es ist ...“ oder „Nein, ist es nicht. Es ist ...“  
 Ask at least about three colours, than switch the roles.  
 Frage nach mindestens drei Farben, dann tauscht die Rollen.

**Example:** You draw a red circle.

Partner 1: **Is it blue?**

Partner 2: **No, it isn't. It's red.**

# Colour the teddy bears



Listen to the CD.



Colour the teddy bears.

1



2




3



4



5



track 7



# Colours



Colour the words. Use the colour you read.

yellow red green

blue black pink


orange brown

purple grey



# I know the colours

Tick the right boxes. (More than one can be correct)



- black
- brown
- pink



- white
- brown
- yellow




- yellow
- white
- green




- white
- black
- brown




- black
- white
- pink



- blue
- yellow
- pink



- pink
- purple
- orange



- yellow
- grey
- orange



- brown
- grey
- blue

