

# Inhaltsverzeichnis




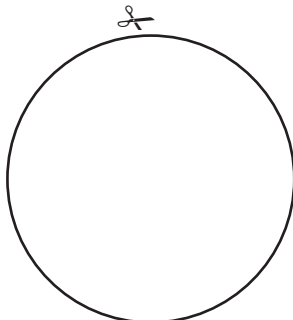
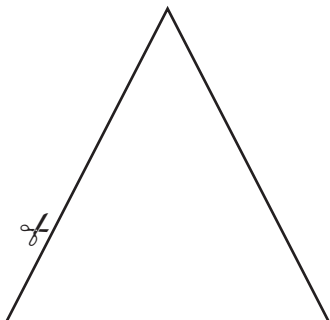
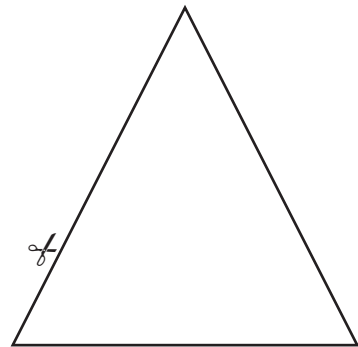
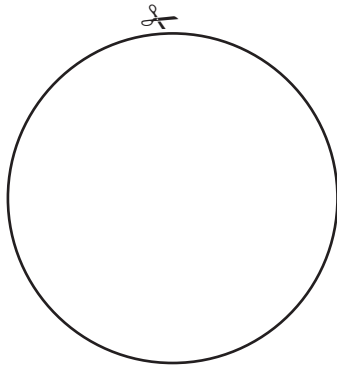

Hinweise zum Aufbau des Methodenheftes .....	2
Methode 1: Schneiden .....	3
Methode 2a: Frei kleben .....	5
Methode 2b: Nach Vorgabe kleben .....	7
Methode 3a: Bunt anmalen .....	9
Methode 3b: Mit 3 Farben anmalen .....	10
Methode 4: Nachspuren .....	11
Methode 5: Radieren .....	12
Methode 6: Schreiben .....	13
Methode 7: Einkreisen .....	14
Methode 8: Unterstreichen .....	15
Methode 9: Ankreuzen .....	16
Methode 10: Verbinden .....	17
Methode 11: Abhaken .....	18
Methode 12: Erzählen .....	19
Methode 13: Suchen .....	20
Methode 14: Hören .....	21
Methoden-Führerschein .....	22
Giraffen-Medaille / Giraffen-Urkunde .....	24



# Methode 2a: Frei kleben (2)





Übung 2:  

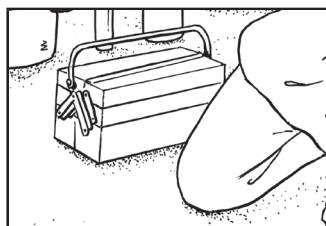






# Methode 2b: Nach Vorgabe kleben (1)

So geht es:

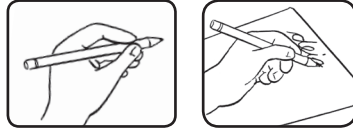


Übung 1:  



# Methode 6: Schreiben

So geht es:



Übung 1:



Handwriting practice area for Exercise 1, enclosed in a decorative border. It contains three rows of dotted lines on a horizontal baseline. The first row has five large loops. The second row has five medium loops. The third row has ten small loops.

Übung 2:



Handwriting practice area for Exercise 2, enclosed in a decorative border. It contains three rows of dotted lines on a horizontal baseline. The first row has four wavy lines. The second row has four larger wavy lines. The third row has three interlocking loops.