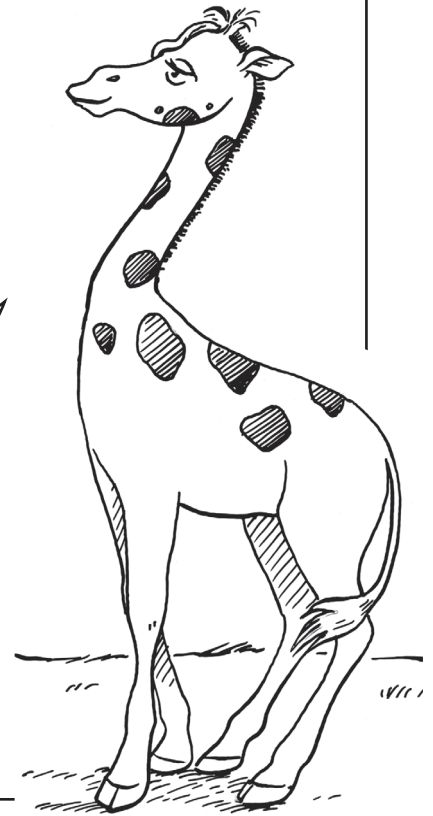


Mein Leseheft
5a












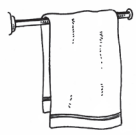








von: _____



DE128 Pakulat / Palm-Bauer / Tepe-Tryba / Thomas: Inklusion von Anfang an: Deutsch – Leseheft 2



6  Lies und  male alle Bilder an, die passen.

HU					
HE					
HA					
HO					

2

Lies jede Reihe. Übe erst allein.

Lies die Buchstaben anschließend einem Partner vor.

	1	D	H	H	D	H	D	D
---	---	---	---	---	---	---	---	---

	2	H	D	H	D	H	H	D
---	---	---	---	---	---	---	---	---

	3	H	D	D	D	D	H	D
---	---	---	---	---	---	---	---	---

	4	D	H	D	D	H	H	D
---	---	---	---	---	---	---	---	---

Mein Partnerkind: _____



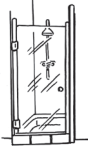


Seine Bewertung: 😊 😐 😞






DE128 Pakulat / Palm-Bauer / Tepe-Tryba / Thomas: Inklusion von Anfang an: Deutsch – Leseheft 2













7

Lies und male alle Bilder an, die passen.

DU					
----	---	---	---	---	---


DE					
----	---	---	---	---	---

DA					
----	---	---	---	---	---

DO					
----	---	---	---	---	---

3  Lies und  verbinde.

OMA	ROSE	SOFA	AFFE	WAL	UFO
-----	------	------	------	-----	-----



DE128 Pakulat / Palm-Bauer / Tepe-Tryba / Thomas: Inklusion von Anfang an: Deutsch – Leseheft 2



8  Lies die Wörter.  Male jeweils ein passendes Bild dazu.

HASE	HOSE	NOTE	RABE

BUDE	DINO	DAME	WALE